



Welcome...

... to the BUMPER CHRISTMAS edition of *Threads*.

Can you believe that 2015 is almost over? So much has happened in that time, including a change in address for the studio, the inaugural dual state DSG day and so much more.

In this edition we will give you a look at just what has been happening throughout the year and have a sneak peek of some things yet to come.

As always, we will also include tips and tricks to make your next quilting project even easier.

Have a blessed and safe Christmas and we look forward to seeing you again in 2016 surrounded by new projects, both quilting and otherwise.

Sharon



The New Studio...

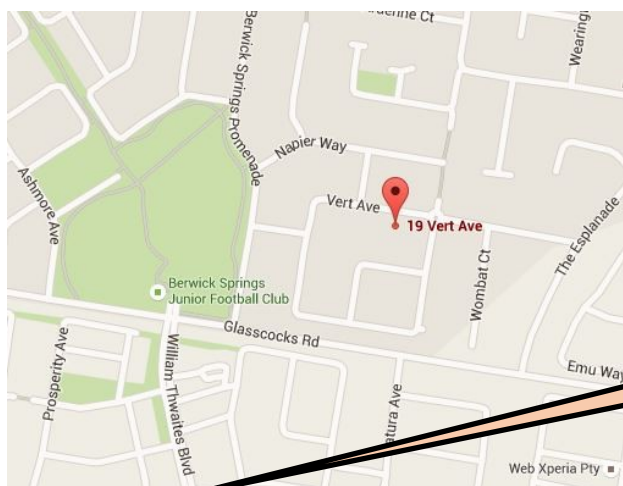
**19 Vert Ave
Narre Warren
South
03 9705 2330**



Our new premises provides us with much more room for both the machine and those of us working there.

Despite the change in suburb, we have really not moved that far away and are easy to find.

Please note: because of the suburb change our **phone number has also changed**.



Click [here](#) or on the map to take you to Google Maps for more information on how to find us.

This is where we used to be

Member of
Victorian Quilters Guild
NSW Quilters Guild
Southern Highland



The Quilters' Guild of NSW Inc.



BLANKETS OF LOVE CHARITY QUILTS



40 People - 2 Locations - 1 Goal

This year, for the very first time, our annual **DSG Day (Do Something Good Day)** was held simultaneously in two different states.

On October 17th one team of people, headed up by Linda Akehurst, sewed, cut and ironed their little hearts out in the Southern Highlands of NSW while another team, under the direction of Sharon Andrews, did likewise in South East Melbourne. Many quilt tops were put together and a lot of those were fully completed on the day. Everyone involved brought a lot of energy to the project, all wanting to bring a little bit of love into the life of a young person going through a traumatic experience.

The finished quilts are presented to young people who have been removed from their family home as a result of domestic violence or other family crisis and are a way of showing these young people that they are loved and cared for, even when their world is being turned upside down.


MDR Quilting Services gladly quilts each one free of charge. Our involvement is generously supported by **Tony and Yumi Sullivan** of **Victorian Textiles** and we are very grateful for their assistance.



Team NSW

Team VIC





DON'T FORGET TO CHECK OUT THE WEBSITE!

www.mdr-quiltingservices.com.au

Check out our website for information about bookings, preparing your top for quilting, patterns, price guidelines, general inspiration and more!



facebook

Have you liked us yet?

Be inspired, encourage others, discover tips, tricks and handy hints and find out about local specials.

Search for MDR Quilting on Facebook and press



Like

Find us on Facebook

To keep up to date with all the happenings here at MDR Quilting Services.

(Please note: this is a 'closed' facebook group to protect your privacy.)



QUILTS FOR SALE


Christmas is almost upon us!

Are you looking for a gift but run out of time and/or inspiration?

We currently have a number of quilts in a variety of colours, designs and sizes ready for immediate sale.

Come and have a look at the ready made quilts we have to offer.






Gift and Project Ideas

from *Victorian Textiles*

Drunkard's Path Kits

Love piecing together a quilt but hate all of the preparation and cutting required beforehand? Then these kits are for you.

Victorian Textiles has taken out some of the work by pre-cutting the pieces for this 12" finished Drunkard's Path block! This is the only kit of this type on the market. The kit comes with enough fabric to make twenty four 12" finished blocks and sixteen 3" finished blocks which, when joined together, can make another 12" finished block. All the fabric is vector cut for 100% accuracy.



Many colours and styles

Patchwork Templates

Incorporate different shapes into your patchwork designs easily with these durable, accurate patchwork templates.



A large selection of shapes and sizes is available

To see the full range and find a stockist near you, go to

www.victoriantextiles.com.au



SEWING HINT

Can't keep track of all your machine feet?

Try a large pill box to keep them sorted and ready for action at a moment's notice



2016 Booking Schedule

Whilst every effort is made to keep the booking schedule current on the website, if you need a project completed for a special event please telephone to confirm machine availability.

Bookings have already been made for December 2016 & January 2017 - avoid disappointment.

Upcoming Events

February 27-28: Southern Highland Quilters Guild Biennial Quilt and Craft Show


Mittagong RSL. Enquiries to Elizabeth Pedley-Smith on 0404 490 224

April 14-17: Australasian Quilt Convention and Expo

Royal Exhibition Building, Melbourne

Quilts, quilting services, quilting accessories and equipment, quilting machines and





The *Threads* FAQ section

(Frequently Asked Questions)

Quilters are unsurpassed when it comes to sharing their ideas, resources and even fabric with other quilters, both old and new.

Not every quilter does it the same way. As always in quilting, while there are guidelines, there are NO RULES!

There are no Quilt Police!



Here are some answers to frequently asked questions. If you have a general quilting question, or perhaps a tip or trick that you'd like to share, please email sharon@mdr-quiltingervices.com.au and it might be included in the next edition of *Threads*.

Q. Should I prewash my cotton batting?

A. Instead of washing cotton batting, toss it in the dryer on high heat to preshrink it. You'll avoid the risk of it being shredded in the washing machine.

Cotton batting shrinks when washed, giving an antique, crinkled look to your quilt. If you are not prewashing, air-fluff your batting in the dryer to relax it and take out any large wrinkles or folds.

If you want a smoother look in the finished quilt, prewash your cotton batting according to the manufacturer's directions. (When it says "do not agitate", don't agitate!)


Q. How often should I change my sewing needle?

A. It is recommended that you change your sewing machine needle after about 8 hours of continuous sewing. Depending on how often and how long you sew each day, this can be daily or monthly. I try to remember to change my needle at the start of every new project. You will know it is time to change your needle if:

- you hear a popping sound, when the needle goes into the fabric
- you start to see skipped stitches
- your thread breaks frequently
- your thread shreds

Note: Make sure you are using the correct type and size needle for the fabric/style of sewing

(Continued on page 6)



Threads FAQ's (Continued)

Q. Should I prewash my fabric before I cut it?

A. There are two schools of thought on this one.

Pre washing

- Removes residual dye
- Removes residual chemicals helping to prevent allergic reactions
- Shrinks any fabric which has not been pre shrunk
- Removes the dressing



No pre washing

- There is very little chance of there being residual dye in most good fabrics these days
- Good cotton fabric has been pre shrunk
- The dressing in fabric (particularly cottons) retains a slight stiffness which assists in the accurate cutting and sewing of quilt pieces.

Note: Art quilts which do not need washing do not need the fabric to be pre washed nor do the fabrics to achieve an antique style finish.

Q. What is a walking foot and when do I use it?

A. The walking foot also known as an even feed foot. It attaches to your machine in place of the standard or ¼ inch foot which is typically used for piecing. The walking foot is used when you are doing the top stitching on your quilt or when you are adding the binding to the quilt. It helps to prevent puckers by moving the multiple layers of fabric and batting through the machine at the same time.

Contact Us

For more information about anything you've seen in this newsletter or for assistance with your quilting needs please contact Sharon in any of the following ways:

P: 19 Vert Ave Narre Warren South Victoria 3805

T: 03 9705 2330

E: enquiries@mdr-quiltingservices.com.au

M: 0418 531 729

W: www.mdr-quiltingservices.com.au

